

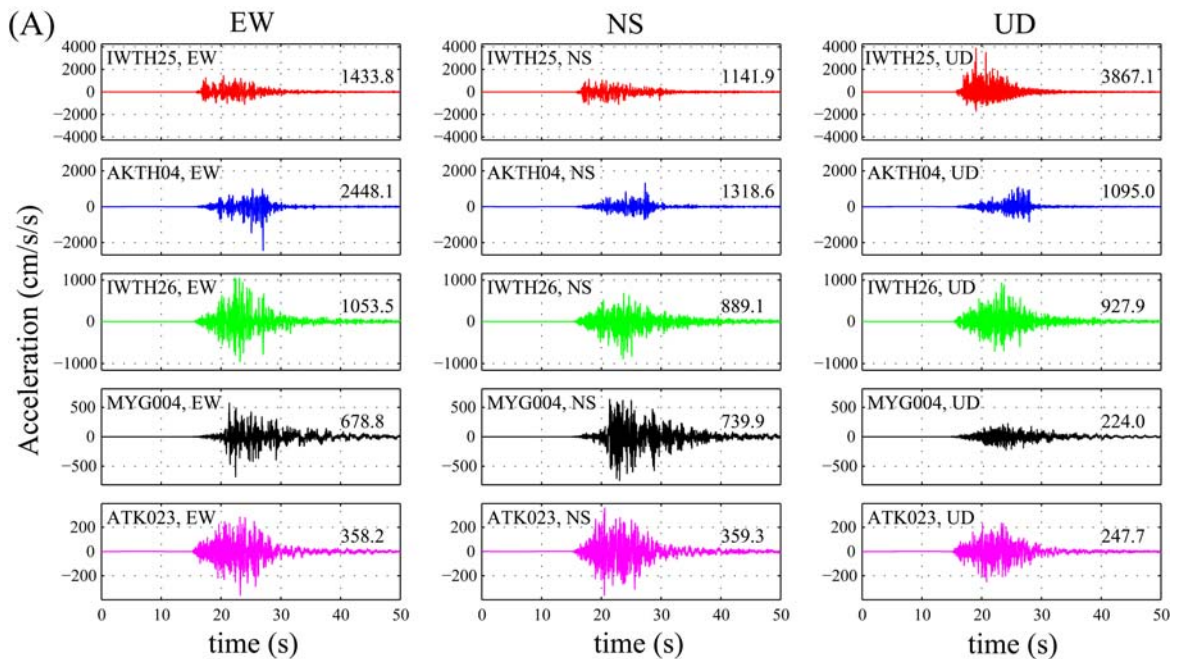
加速度応答スペクトル&速度応答スペクトル (h=5%)
 Acceleration response spectra, and velocity response spectra (h=5%)

防災科学技術研究所

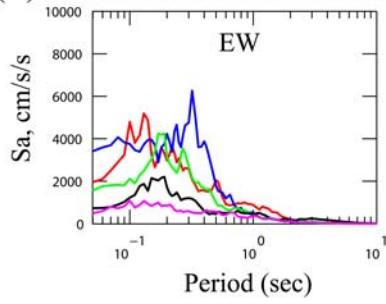
2008年6月14日、8:43に発生した平成20年(2008年)岩手・宮城内陸地震(39.0度, 130.9度, 深さ10km; 気象庁)の際、K-NET, KiK-netで強震波形が記録されたいくつかの観測点での加速度応答スペクトル及び速度応答スペクトルを示す。

最も大きな最大加速度(PGA)が記録されたIWTH25(一関西: 地表上下動3866gal)は、逆断層の上盤直上に位置し、周期0.06秒における加速度応答スペクトルは9853 cm/s²であった。速度応答スペクトルが最も大きかったのはAKTH04(東成瀬: 地表東西動2449gal)で、周期0.32秒において316 cm/sであった。

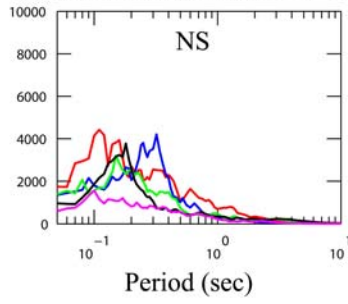
The figure below shows the acceleration waveforms, acceleration response spectra, and velocity response spectra for the EW, NS and UD components recorded at several near source KiK-net and K-NET stations during the 2008/6/14 Iwate Miyagi Nairiku earthquake (Mw 6.8). The maximum spectral acceleration for the earthquake was recorded at the UD component of the IWTH25 station, located immediately above the hypocenter, with a value of 9853 cm/s² at period of 0.06 s. This station also recorded the largest PGA for the earthquake with a value of 3867 cm/s² for the UD component. The largest spectral velocity was recorded at the AKTH04 station with a value of 316 cm/s, at a period of 0.32 s. The spectra were calculated for a damping value of 0.05.



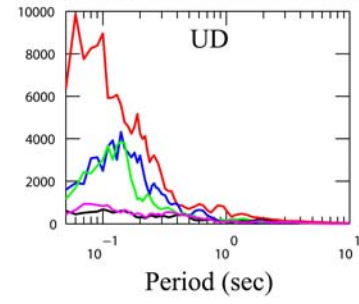
(B) Acceleration Response Spectra, $h=0.05$



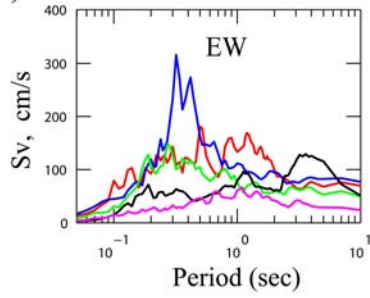
Acceleration Response Spectra, $h=0.05$



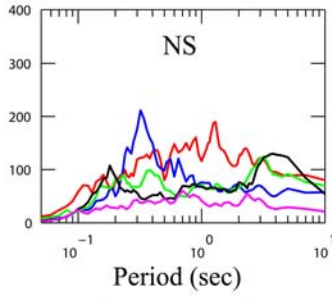
Acceleration Response Spectra, $h=0.05$



(C) Velocity Response Spectra, $h=0.05$



Velocity Response Spectra, $h=0.05$



Velocity Response Spectra, $h=0.05$

